

PELVIC SOLUTIONS

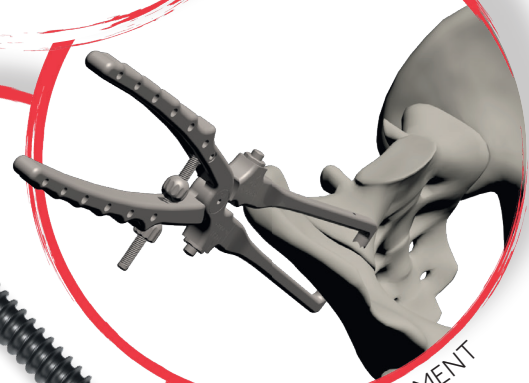
SMALL FRAGMENT SYSTEM



LARGE FRAGMENT SYSTEM



REDUCTION INSTRUMENT




8.5 mm SCREWS



Made in Austria

VERSATILE SOLUTION FOR PELVIC TRAUMA

○ SMALL Fragment System



The PRS Small Fragment System is a highly specialized collection of surgical implants and instruments designed for the precise fixation and stabilization of bone fragments in the pelvic region. It includes a variety of screws, plates, and instruments in different sizes and configurations, allowing for individual adaptation to the patient's anatomy and fracture type.

The standout feature of the three new plates is their anatomical fit, enabling precise adaptation to the natural anatomy of the pelvis. Additionally, the plate holes are pre-angled to facilitate screw placement from all common approaches, and they are positioned to target good bone, ensuring optimal fixation.

Cortical Screw
locking
Ø 3.5mm



37351-xx-N

Cancellous Screw
locking
Ø 4.2mm



37422-xx-N


Cortical Screw
Ø 3.5mm



32352-xx

○ LARGE Fragment System

The PRS Large Fragment System offers intraoperative flexibility by allowing the surgeon to adapt the plate to the needs of the particular surgery. It incorporates bending plates that are attached to the bone and can be easily adapted to the patient's individual anatomy, also for length determination.



Cortical Screw
locking
Ø 4.5mm



37455-xx

Cancellous Screw
locking
Ø 5.9mm



37592-xx

Cortical Screw
Ø 4.5mm




32455-xx

Cancellous Screw
Ø 5.9mm



30591-xx



Universal Handle

REDUCTION Instrument



Standard Straight Attachment
"Long Reacher"



Jungbluth Attachment



Weber Attachment
(Designed for
percutaneous insertion)



Standard Curved Attachment
"Curved Long Reacher"



Angled Attachment
"Goose-neck"



Pelvic Linear Hook Attachment
"Bead-hook Clamp"



Posterior Wall Clamp
"Moby Dick"

The new reduction clamps offer versatility and user-friendliness, including partially minimally invasive application. The instrument set has a universal handle and various attachments for different reduction manoeuvres, allowing each arm to be individually positioned and then connected. The crown tip enables direct placement on the bone or on the screw heads to ensure effective transmission of force during fracture reduction.

8.5MM CANNULATED Screws

ITS. has expanded its range of cannulated screws to include the covered screw connection of the SI joint and the stabilisation of fragments. The new screws with a larger diameter of 8.5 mm minimise soft tissue irritation and are suitable for both minimally invasive and open approaches. The system also includes washers for improved bone contact, especially in osteoporotic bone.

FULLY THREADED



Screw Lengths: 60-200mm
(5mm intervals)

Cannulated
for a 3.2mm
Guide Wire

length of non-threaded
section: 35mm
Ø: 6.2mm

PARTIALLY THREADED



WASHER
Outer Diameter: 15/25mm
Inner Diameter: 9mm



Disclaimer:

The intended users are limited to medical personnel with appropriate product training by the medical product consultants or knowledge of the surgical procedure to be applied. The medical staff must ensure that the use of I.T.S. GmbH medical devices is appropriate, taking into account the medical condition and medical history of the patient. Prior to product use, medical personnel must refer to complete information on product label and in IFU, including, but not limited to, indications, contraindications, warnings and preventative measures, and cleaning and sterilization instructions. Product availability is dependent on country registrations and clearances. For more information, please visit www.its-implant.com or contact us at office@its-implant.com. All information herein is the intellectual property of I.T.S. GmbH.



HEADQUARTER

I.T.S. GmbH
Autal 28, 8301 Lassnitzhöhe, Austria
Tel.: +43 (0) 316/ 211 21 0
office@its-implant.com
www.its-implant.com

I.T.S. USA
1778 Park Avenue N - Suite 200
Maitland, FL 32751
Tel.: 407-971-8054
info@its-implantusa.com
www.its-implant.com

Order No. PRSPHX-BIC-0424-US
Edition: April/2024

© I.T.S. GmbH Graz/Austria 20xx
Subject to technical alterations, errors
and misprints excepted.

ITS.
Implants for Trauma Surgery



www.its-implant.com



ITS. GmbH



ITS. Implants



[its.implants](https://www.instagram.com/its.implants)